

# LFCO SERIES

Outdoor Lighting

**WESTGATE**  
THE FUTURE IS HERE...AND IT'S QUITE BRIGHT!

LFCO-300W-40K  
LFCO-300W-50K

Customer Name: \_\_\_\_\_

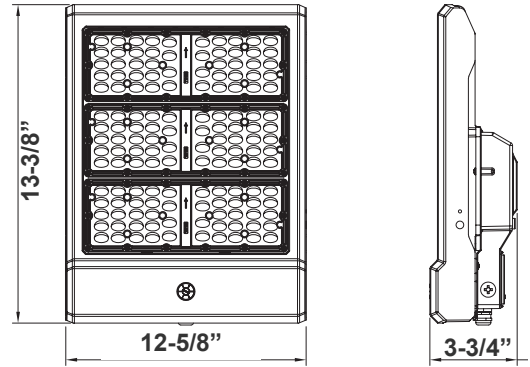
Project Name: \_\_\_\_\_

Note: \_\_\_\_\_

Type: \_\_\_\_\_



Ideal for general site lighting, alleys, loading docks, doorway, pathway, and parking areas.



13-3/8" (L) x 12-5/8" (W) x 3-3/4" (H)

## Features

- LED Flood Light
- With snap-on & bolt mounting options for one-person installations.
- Select a mounting option (Sold separately)
- 70,000 Hours Rated Life
- 7-Year Warranty
- Optic Lens Type: III

## Technical Specifications

### Electrical:

- Voltage: 100-277VAC 50/60Hz
- Wattage: 300W
- Power Factor: >0.9
- Output Current: 0.25A
- Efficacy: 140 LPW
- THD: <20%

### Mechanical:

- Housing: Die-cast Aluminum Housing with Powder Coat Finish (Dark Bronze)
- 6KV Lightning Surge Protection
- IP Rating: IP65
- Operating Temperature: -40°F to 104°F
- Suitable for Wet Locations
- Effective projected areas (EPA's) are:
  - Front = 0.38 square feet
  - Side = 0.30 square feet
  - Face = 1.05 square feet

### Lighting:

- LED: Philips Lumileds Lexeon 3030 high flux LED
- Solid State Lighting technology for long life, no Maintenance needed and High-Efficiency
- Cord Type: 3.2' SJTW 18/3 AWG cable
- Total lumens: 41000LM
- Color Temperature: 4000K/ 5000K
- Color Rendering index: CRI ≥ 70
- Beam Angle: 140°x80°

### Applications:

- Ideal for general site lighting, alleys, loading docks, doorway, pathway and parking areas.
- Replace existing HID flood lights/ wall packs

### Other Models:

- |                                |                                  |  |
|--------------------------------|----------------------------------|--|
| • 50W   6900LM   LFCO-50W-40K  | • 100W   14000LM   LFCO-100W-40K | • 230W   30100LM   LFCO-230W-40K       |
| • 50W   6900LM   LFCO-50W-50K  | • 100W   14000LM   LFCO-100W-50K | • 230W   30100LM   LFCO-230W-50K       |
| • 80W   10800LM   LFCO-80W-40K | • 150W   19900LM   LFCO-150W-40K | • 600W   86000LM   LFCO-HL-600W-50K-TR |
| • 80W   10800LM   LFCO-80W-50K | • 150W   19900LM   LFCO-150W-50K |  |



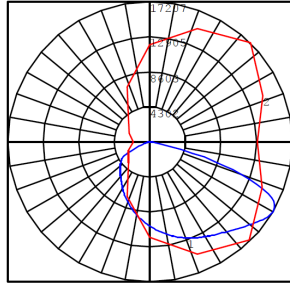
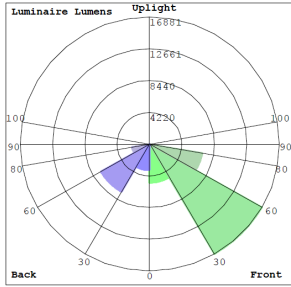
Phone: (877) 805-2252 | Fax: (877) 805-2252  
www.westgatemfg.com | www.westgatecontrols.co



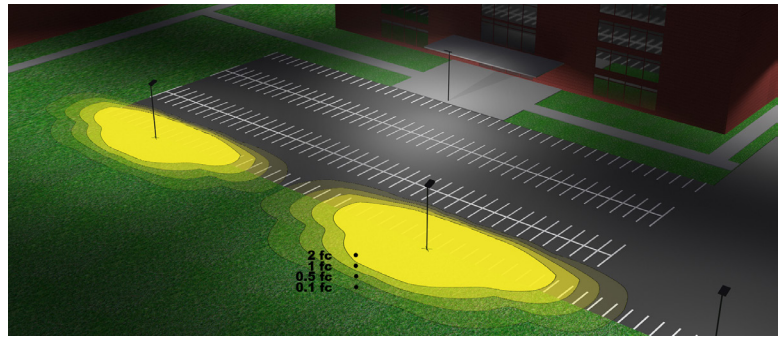
WG-Z5-Z6-Z2

# Photometrics: LFCO-300W

TYPE III



BUD Rating: B4-U1-G3



Area 102'x 122' Mounting Height: 20'

## Other Views:



Front View



Side View



Back View

## Performance Table: LFCO-300W

| MODEL NO.     | Wattage | Voltage  | Lumens  | Color Temp. | BUG Rating | LPW |
|---------------|---------|----------|---------|-------------|------------|-----|
| LFCO-300W-40K | 300W    | 120~277V | 41000LM | 4000K       | B4-U1-G3   | 136 |
| LFCO-300W-50K | 300W    | 120~277V | 41000LM | 5000K       | B4-U1-G3   | 136 |

## Sample Ordering

Model      Wattage      Color Temp.

LFCO - 300W -

40K = 4000K  
50K = 5000K

## Accessories Options

Blank = No Option For Accessories  
WEC-7RC = Remote Control

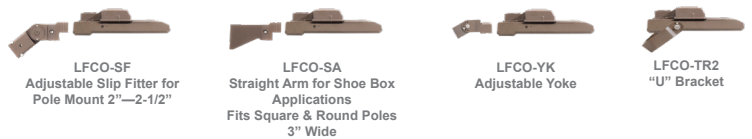
## Factory-Installed Options

Blank = No Option For Accessories  
OPT-EM-OD2EXT = Emergency Battery Backup  
OPT-3MPC = Electronic  
OPT-SEN-3MR-3 = Programmable Microwave Bi-Level Sensor

## Example:

1.LFCO-300W-40K (For LFCO 300W 4000K fixture 120-277V)  
2.LFCO-300W-40K (For LFCO 300W 4000K fixture 120-277V)  
WEC-7RC (Remote Control)  
OPT-SEN-3MR-3 (Programmable Microwave Bi-Level Sensor)

## MOUNTING OPTIONS



## Color Options: LFCO-300W

Custom color available

Black      Silver      White      Dark Bronze      Green      Red      Yellow

Default color



## ACCESSORIES AND MOUNTING OPTIONS

